


# FM UNIFORM FEEDBACK

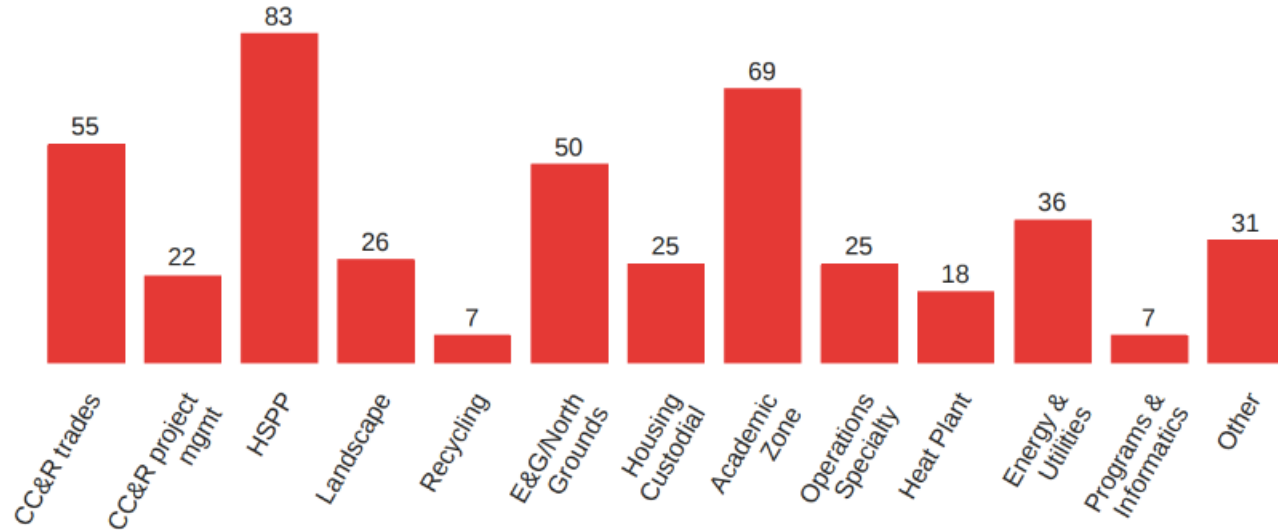
SURVEY RESULTS



# SURVEY RESULTS

Q1 - Which department do you work in at Facilities Management?

454 Responses



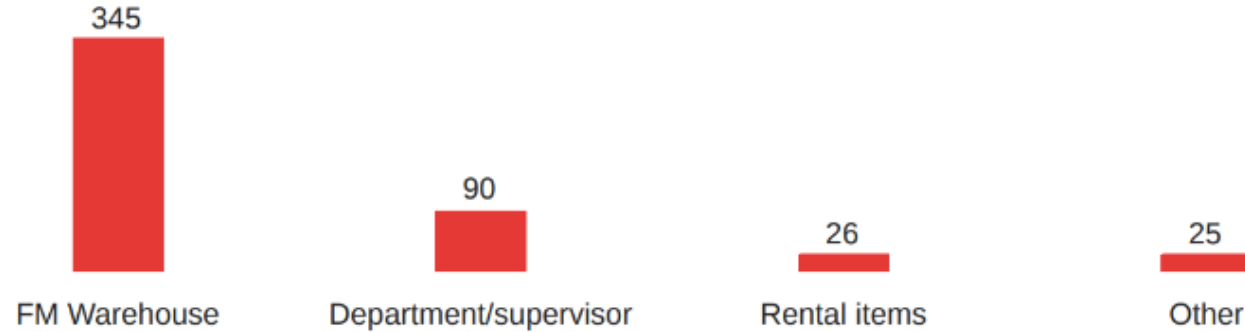
- 454 Responses – out of approximately 700 employees who wear uniforms = 62% response rate!



# SURVEY RESULTS

Q2 - How/where do you get your UVA FM uniform items?

441 Responses



- Vast majority report receiving uniforms from FM Warehouse



# SURVEY RESULTS

Q3 - Do you like your overall uniform?

432 Responses



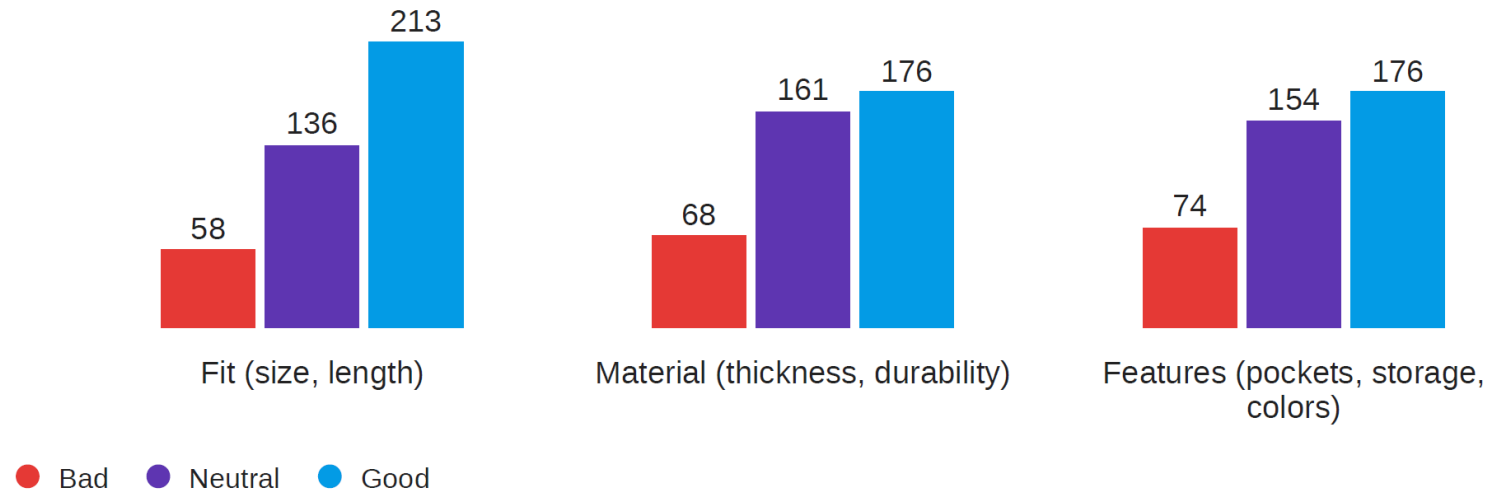
- Majority “somewhat” like uniform or like their uniform



# SURVEY RESULTS - SHIRT

Q4-Rate the fit, material and features of your **uniform SHIRT** you wear the most:

407 Responses



- Note drop-off in overall respondents
- 407 completed rating, 141 individual comments





# SURVEY RESULTS - SHIRT

## **FIT**

- 52.3% -- good
- 33.4% -- neutral
- 14.3% -- bad

## **MATERIAL**

- 43.3% -- good
- 39.6% -- neutral
- 16.7% -- bad

## **FEATURES**

- 43.3% -- good
- 37.9% -- neutral
- 18.2% -- bad

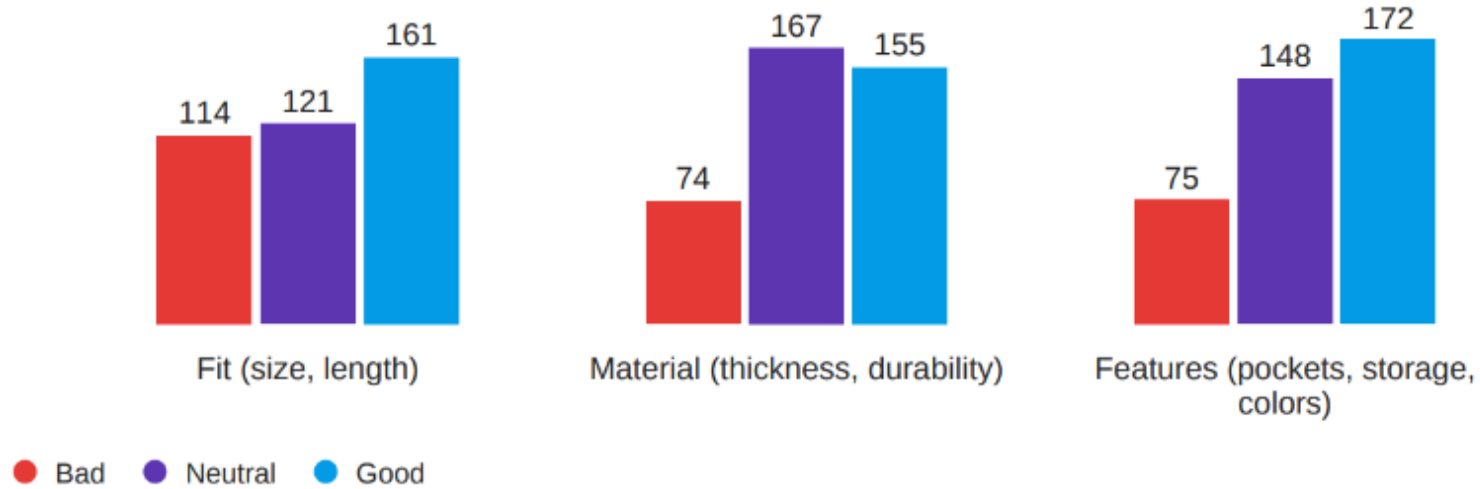
## **SUMMARY**

- **FIT**: highest percentage of **good** ratings
- **FEATURES**: highest percentage of **bad** ratings
- **FEATURES & MATERIAL**: **good** and **neutral** ratings were almost equal

# SURVEY RESULTS - PANTS

Q5-Rate the fit, material and features of the **uniform PANTS** you wear the most:

397 Responses



- 397 completed rating, 122 individual comments



# SURVEY RESULTS - PANTS

## **FIT**

- 40.6% -- good
- 30.5% -- neutral
- 28.7% -- bad

## **MATERIAL**

- 42.1% -- neutral
- 39.1% -- good
- 18.6% -- bad

## **FEATURES**

- 43.3% -- good
- 37.3% -- neutral
- 18.9% -- bad

## **SUMMARY**

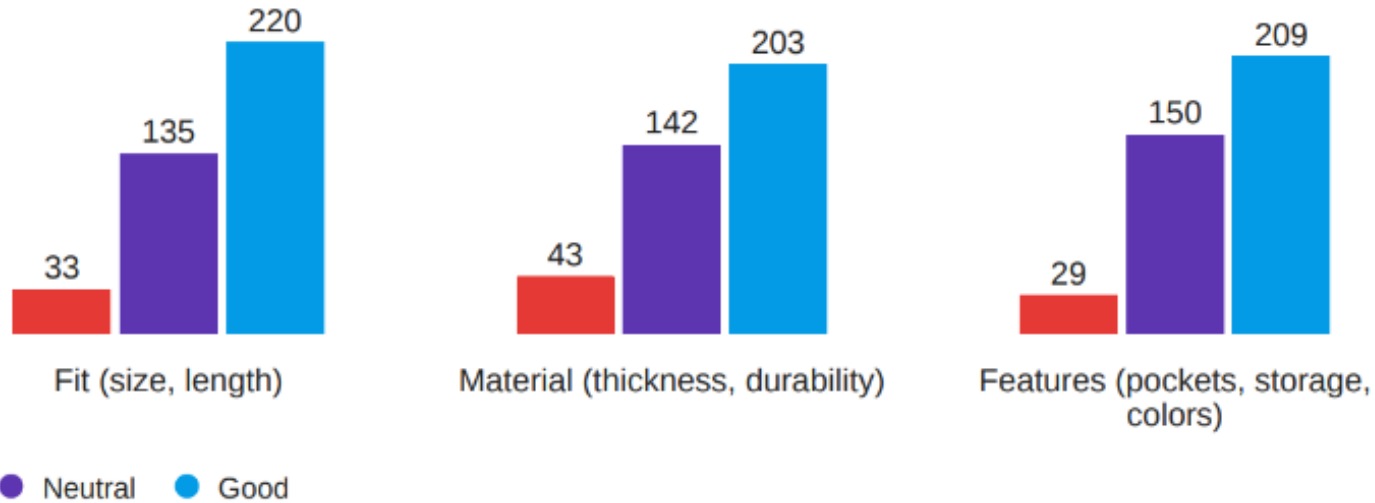
- **FEATURES**: highest percentage of good ratings
- **FIT**: highest percentage of bad ratings
- **MATERIAL**: neutral was highest rating



# SURVEY RESULTS - JACKET

Q6-Rate the fit, material and features of the **uniform JACKET** you wear the most:

388 Responses



- 388 completed rating, 77 individual comments



# SURVEY RESULTS - JACKET

## FIT

- 56.7% -- good
- 34.8% -- neutral
- 8.5% -- bad

## MATERIAL

- 52.3% -- good
- 36.6% -- neutral
- 11.1% -- bad

## FEATURES

- 53.8% -- good
- 38.7% -- neutral
- 7.5% -- bad

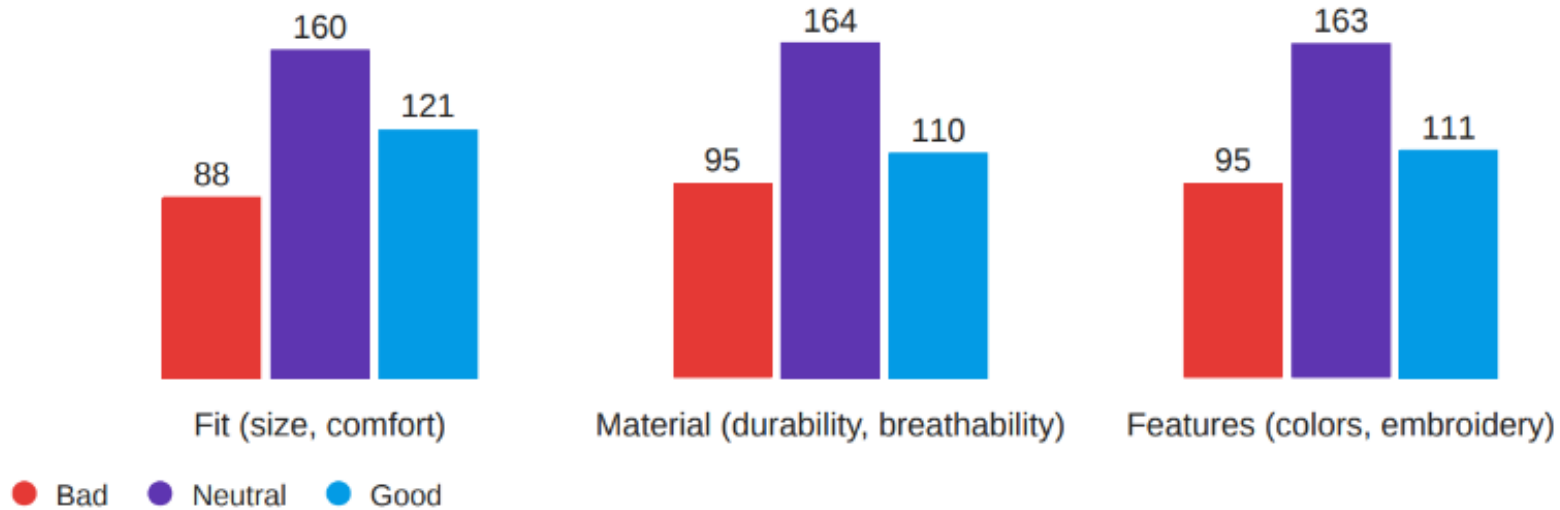
## SUMMARY

- **FEATURES / FIT / MATERIAL:** all had high percentages of **good** ratings
- Fewer individual comments

# SURVEY RESULTS - HAT

Q7-Rate the fit, material and features of the **uniform HAT** you wear the most:

369 Responses



- 369 completed rating, 94 individual comments



# SURVEY RESULTS - HAT

## FIT

- 43.3% -- neutral
- 32.8% -- good
- 23.8% -- bad

## MATERIAL

- 44.4% -- neutral
- 29.8% -- good
- 25.7% -- bad

## FEATURES

- 44.1% -- neutral
- 30.1% -- good
- 25.7% -- bad

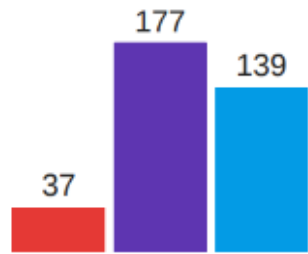
## SUMMARY

- **FEATURES / FIT / MATERIAL:** all had high percentages of **neutral** ratings
- Highest percentage of **bad** ratings across all uniform items

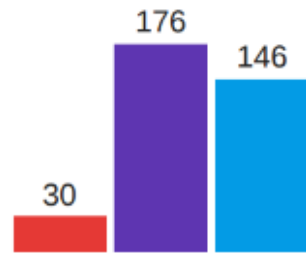
# SURVEY RESULTS – OVERALLS/BIBS

Q8-Rate the fit, material and features of the **uniform OVERALLS/BIBS** you wear the most:

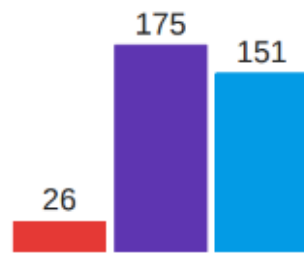
353 Responses



Fit (size, length)



Material (thickness, durability)



Features (pockets, storage, colors)

● Bad ● Neutral ● Good

- 353 completed rating, 72 individual comments



# SURVEY RESULTS – OVERALLS/BIBS

## **FIT**

- 45.4% -- neutral
- 35.6% -- good
- 9.5% -- bad

## **MATERIAL**

- 45.2% -- neutral
- 37.4% -- good
- 7.7% -- bad

## **FEATURES**

- 44.9% -- neutral
- 38.7% -- good
- 6.7% -- bad

## **SUMMARY**

- **FEATURES / FIT / MATERIAL:** all had high percentages of **neutral** ratings
- Comments that this didn't apply – it may have been unclear to skip the question



# SURVEY RESULTS – OVERALL COMMENTS

## MORE OPTIONS

- Many expressed desire for more variety and options, such as different styles of pants, shirts, and jackets.
- Some mentioned the need for better quality uniforms, including shirts, with a focus on comfort, durability, and breathability.
- Several requested the return of specific clothing items that they found comfortable and preferable.

## SIZE & FIT

- Fit and sizing issues were raised by some respondents, particularly for those who require smaller or different-sized uniforms.
- A few respondents mentioned challenges with the uniform distribution process and the need for more flexibility.

## COLORS & DESIGN

- Requests for more color options were common, with some employees wishing for a change from the standard blue uniforms.
- Concerns were raised about the design elements, including large logos or graphics on the back of shirts and hoodies.

# SURVEY RESULTS – OVERALL COMMENTS

## HOT WEATHER

- Some respondents mentioned the need for cooler, lighter materials and clothing options, particularly for hot summer months.
- Suggestions included having shorts and shirts made from moisture-wicking materials for comfort during hot weather.

## COLD WEATHER

- Some respondents pointed out the need for better winter gear, with durable and warmer options for those who work in colder weather conditions.

## PROFESSIONAL APPEARANCE

- Several respondents emphasized the importance of maintaining a professional appearance as representatives of UVA while performing their jobs.
- There were suggestions for providing uniforms that represent a sense of pride and professionalism.

# **SURVEY RESULTS – OVERALL COMMENTS**

## **COLLABORATION & INPUT**

- Some respondents recommended involving employees in the uniform selection process, considering personal preferences, and potentially providing a platform for online orders.

## **VENDOR OFFERINGS**

- Some respondents asked about updating the current vendor used to seek a vendor whose focus is trades wear specific and/or the possibility of featuring multiple vendors based on FM need.